

DIGITS USA TRAFFIC SIGNS WARNING SERIES

FEATURES

- 160 USA Regulatory traffic warning signs
- USA - MUTCD coded traffic sign textures and documentation with picture and description to navigate easier.
- High quality textures
Texture Sizes:
 - 160 traffic signs resolution 1024x1024
 - 1 PBR galvanized metal material with 4 textures of 1024x1024 and 2 additional basic metals
- Easy blueprint prefab that allows:
 - Adjustable height placement on the pole.
 - Easy dropdown menu with all the signs and short description.
 - Easy dropdown menu that lets you select the shape of the pole (6 shapes).
 - Automatic fixtures that changes accordingly with the shape of the pole and the shape of the sign.
 - Toggle that allows detachment from the pole.
 - 3 Basic metal materials on the pole selectable from a dropdown menu.
- Number of Textures: 165
- Number of Meshes: 14
- Poly Count: Between 1500 and 2000 depending on the sign or pole variant.
- Master materials: 6
- 2 Blueprint systems
- 1 Example scene

HOW TO USE

To use the signs, simply import the desired Blueprint variant. Then find the correct Sign u want to use from the drop down menu and apply the other settings like: shape of the pole, height, metal type, etc.

U can find the codes and description of each sign in the coming pages. The signs are divided by the shape of the sign in the blueprint, but in this document by the series number.

▲ Sign	
Sign Type Warningseries	MUTCD_W17-1 ▼ ↗
Sign Height	3,0 ▼ ↗
▲ Components	
On Pole?	<input checked="" type="checkbox"/>
▲ Pole	
Pole Mesh	Pole_Square ▼ ↗
Pole Metal	Galvanized Metal ▼
▲ Rendering	
Actor Hidden In Game	<input type="checkbox"/>
Editor Billboard Scale	1,0 ▼ ↗

WARNING SERIES

Warning signs are found in the W series of the national MUTCD. They highlight existing conditions, such as a curve, school, dead end street, or traffic signal. They can also warn possible danger such as bumps, bicycles, low flying aircraft, or emergency vehicles. These signs are either yellow or fluorescent yellow in color and, except for a few signs, are usually diamond shaped and sometimes have square or rectangular smaller signs or plaques associated with them. Most W series signs can also be found with orange backgrounds for temporary use in situations such as construction zones. Some of the temporary use signs are only for use in temporary situation ns.

LIST OF SIGNS AND DESCRIPTIONS

W1 CURVES AND TURNS

The MUTCD's W1/2 series of signs is for warning signs relating to curves, turns. As not all situations are covered, several states have their own standards in addition to the MUTCD.




MDSHA_W1-13_1_1 : Truck rollover warning with speed advisory



MUTCD_W1-10cR : Curve out intersection warning



MUTCD_W1-10R : Horizontal alignment warning



MUTCD_W1-11R : Hairpin curve



MUTCD_W1-13R : Truck rollover warning



MUTCD_W1-15R : 270 degree loop



MUTCD_W1-1aR : Turn with Advisory Speed



MUTCD_W1-1L : Turn (left)




MUTCD_W1-1R : Turn (right)




MUTCD_W1-2aR : Curve with speed advisory



MUTCD_W1-2L : Curve




MUTCD_W1-3L : Reverse turn (left)



MUTCD_W1-3R : Reverse turn (right)



MI_MUTCD_W1-4L : Reverse curve (left)



MI_MUTCD_W1-4R : Reverse curve (right)



MI_MUTCD_W1-5L : Winding road (left-sided variation)



MI_MUTCD_W1-5R : Winding road (right-sided variation)



WISDOT_W1-6o : Pretzel loop



MUTCD_W1-6L : One direction large arrow Left




MUTCD_W1-6R : One direction large arrow Right




MUTCD_W1-7 : Two directional arrow

W₂ INTERSECTIONS

The MUTCD's W₂ series of signs is for warning signs relating to intersections including traffic circles. As not all situations are covered, several states have their own standards in addition to the MUTCD.



MUTCD_W2-1 : Cross roads



MUTCD_W2-2R : Side road at a perpendicular angle



MUTCD_W2-3R : Side road at an acute angle



MUTCD_W2-4 : T roads




MUTCD_W2-5 : Y roads




MUTCD_W2-6 : Circular intersection warning (roundabout)



MUTCD_W2-6A : Traffic circle, alternate



MUTCD_W2-7L : Offset roads



MUTCD_W2-8L : Double side roads

W₃ ADVANCE TRAFFIC CONTROL

The MUTCD's W₃ series of signs is for warning signs relating to advance traffic controls such as speed limits and signals. As all situations are not covered, several states have their own standards in addition to the MUTCD.



MUTCD_W3-1 : Stop ahead



MUTCD_W3-2 : Yield ahead



MUTCD_W3-3 : Traffic signal ahead



MUTCD_W3-4 : Be prepared to stop



MUTCD_W3-5 : Speed limit ahead



MUTCD_W3-5A : Speed zone ahead



MUTCD_W3-6 : Draw bridge ahead

W₄ LANES AND MERGES

The MUTCD's W₄ series of signs is for warning signs relating to lane merges and added lanes, as well as lane endings. As all situations are not covered, several states have their own standards in addition to the MUTCD.



MUTCD-CA_W74-L : Thru traffic merge left, California



MUTCD_W4-1L : Merge left



MUTCD_W4-1R : Merge right



MUTCD_W4-2R : Right lane ends or road narrows from the right




MUTCD_W4-3R : Added lane (via merge)



MUTCD_W4-5R : Merging traffic



MUTCD_W4-6R : Added lane (from entering roadway)



NYSDOT_NYW3-11 : One lane road or road narrows, New York State



NYSDOT_NYW3-14 : Single lane, New York State



Roadsign_lane_drop_ahead: Lane drop ahead, Massachusetts



MUTCD_W4-4bP : Oncoming traffic does not stop



MUTCD_W4-4P : Cross traffic does not stop

W5 ROAD WIDTH RESTRICTIONS

The MUTCD's W5 series of signs is for warning signs relating to lane merges and added lanes, as well as lane endings. As all situations are not covered, several states have their own standards in addition to the MUTCD.




Hawaii_Narrow_Winding_Road : Narrow Bridge.



MUTCD_W5-1 : Road Narrows.



MUTCD_W5-2 : Narrow Bridge.



MUTCD_W5-2a : Narrow Bridge, superseded, but still used in some states



MUTCD_W5-3 : One lane bridge



MUTCD_W5-4A : Bikeway narrows

W6 DIVIDED HIGHWAYS

The MUTCD's W6 series of signs is for warning signs relating to divided highways. As all situations are not covered, several states have their own standards in addition to the MUTCD.



MUTCD_W6-1 : Divided highway




MUTCD_W6-1 : Divided highway



MUTCD_W6-1B : Divided road



MUTCD_W6-2 : Divided highway ends



MUTCD_W6-3 : Two-way traffic



MUTCD_W6-3 : Pass left or right sign, New York State

W7 DHILLS AND GRADES

The MUTCD provides several signs in the W7 series dealing with hills and grades. Several states have additional signs for other types of situations not covered by the MUTCD



MUTCD_W7-1 : Steep grade/hill



MUTCD_W7-1a : Steep grade/hill percentage



MUTCD_W7-1a1 : Hill



MUTCD_W7-5 : Hill (bicycle)



MUTCD_W7-6 : Hill blocks view



MUTCD_W7-4dP : Sand



MUTCD_W7-4eP : Gravel



MUTCD_W7-4fP : Paved

W8 PAVEMENT AND ROADWAY CONDITIONS

The MUTCD's W8 series of signs is for warning signs relating to pavement and roadway conditions. Several states have additional signs for other types of situations not covered by the MUTCD



INDOT_W8-Y8 : High water, Indiana



MUTCD-CA_W50-1 : Falling rocks, California and Vermont



MUTCD-CA_W55 : Flooded, California



MUTCD_W8-1 : Bump



MUTCD_W8-10 : Bike lane slippery when wet



MUTCD_W8-2 : Dip



MUTCD_W8-3a : Pavement Ends



MUTCD_W8-5 : Road slippery when wet



MUTCD_W8-6 : Truck Crossing



MUTCD_W8-8 : Rough Road



NYS_NYW4-14 : Fallen rock, New York State and Kentucky



NYS_NYW7-16 : Crosswinds



PADOT_Falling_Rocks: Falling rocks, Pennsylvania and Hawaii



PADOT_W8-13B : Bridge may be slippery

W9 LANE TRANSITIONS

The MUTCD's W9 series of signs is for warning signs relating to lane transition. Several states have additional signs for other types of situations not covered by the MUTCD



MDSHA_W9-2_2 : Left lane ends, Maryland



MUTCD_W9-1 : Right lane ends warning sign



MUTCD_W9-2L : Lane ends merge left warning sign

W10 RAIL AND LIGHT RAIL

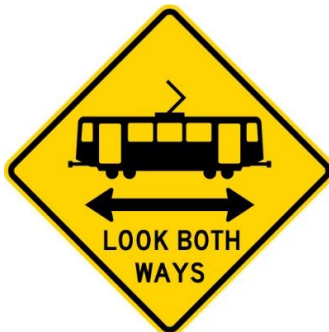
The MUTCD's W10 series of signs is for warning signs relating to rail and light rail. Several states have additional signs for other types of situations not covered by the MUTCD.




CA_Cyclists_Dismount_To_Cross_Railroad_Tracks : Cyclists Dismount To Cross Railroad Tracks, Hemet, California




MUTCD-CA_W82 : Light rail crossing, California



MUTCD-CA_W82-1 : Light rail crossing, California



MUTCD_W10-12L : Skewed railroad crossing



MUTCD_W10-3L : Railroad intersection warning



MUTCD_W10-5 : Low ground clearance railroad crossing



MUTCD_W10-8 : Trains may exceed 80 mph

W11 ADVANCE WARNINGS AND CROSSINGS

The MUTCD's W11 series of signs is for warning signs relating to advance warnings and crossings.. Several states have additional signs for other types of situations not covered by the MUTCD.



Autistic_Child_Warning_Sign_Ocean_County_New_Jersey : Autistic child, Delaware, New Jersey



Delaware_W11-22-DE : Truck crossing



Delaware_W11-8-DE : Emergency vehicles, Delaware and Vermont



Delaware_W21-14-DE: Deaf child, Delaware



DelDelaware_W21-15-DE : Blind child, Delaware



ILDOT_W5-I100 : ILLDOT_W5-I100



MDSHA_W11-1_1 : Watch for bikes, Maryland



MUTCD-CA_SW38 : Deaf children near, California



MUTCD-CA_SW59 : Bear crossing (California)



MUTCD_W11-1 : Bicycles



MUTCD_W11-11 : Golf cart crossing



MUTCD_W11-17 : Sheep crossing



MUTCD_W11-18 : Ram crossing



MUTCD_W11-19 : Donkey crossing



MUTCD_W11-2 : Pedestrian crossing



MUTCD_W11-3 : Deer crossing



MUTCD_W11-4 : Cattle crossing



MUTCD_W11-5 : Tractor/farm vehicle crossing



(MUTCD)

MUTCD_W11-5a : Alternative Tractor/farm vehicle crossing sign



MUTCD_W11-6 : Motorcycle crossing, New York State



MUTCD_W11-7 : Equestrians



MUTCD_W11-8 : Fire station



MUTCD_W8-6_ : Truck crossing



NYS_NYW5-18 : Motorcycle crossing, New York State



NYS_NYW5-19 : ATV crossing, New York State



NYSDOT_NYW7-4 : Children at play, New York State



Wisconsin, New Jersey

NYSDOT_NYW7-6 : Deaf child area, New York State, Illinois,



NYSDOT_NYW7-7 : Blind child area, New York State



ODOT_W11-14A : Horse-drawn vehicle ahead, Ohio and other U.S.

states



PADOT_W11-19A : Hidden driveway



PADOT_W11-22A : Hearing impaired child, Pennsylvania



PADOT_W11-25 : Blind pedestrian crossing, Pennsylvania



PADOT_W11-26 : Duck crossing (Pennsylvania style)



PADOT_W11-27 : Tank crossing, Pennsylvania



SF_BIKE_Lane_SIGN : Bike Lane, San Francisco



WISDOT_W56-51 : Theatre exit, Wisconsin

W12 LOW CLEARANCES

The MUTCD's W12 series of signs is for warning signs relating to low clearances. Several states have additional signs for other types of situations not covered by the MUTCD.



MUTCD_W12-2 : Low clearance



MUTCD_W12-2_METRIC : Low clearance metric

W14 DEAD ENDS STREETS AND NO PASSING ZONES

The MUTCD's W14 series of signs is for warning signs relating to dead end streets and no passing zones. Several states have additional signs for other types of situations not covered by the MUTCD.



MODOT_W14-7 : Road ends, Michigan, Missouri and Texas



MUTCD_W14-1 : Dead end



PADOT_W14-2-1 : No thru street, Pennsylvania, Texas



PADOT_W14-2-2 : Loop street

W₁₅ PLAYGROUNDS

The MUTCD's W15 series of signs is for warning signs relating to playgrounds. Several states have additional signs for other types of situations not covered by the MUTCD.



MUTCD_W15-1 : Playground

W₁₇ SPEEDHUMPS

The MUTCD's W17 series of signs is for warning signs relating to speed humps. Several states have additional signs for other types of situations not covered by the MUTCD.



MUTCD_W17-1 : Speed hump

W₁₉ END OF CONTROLLED ACCESS HIGHWAY

The MUTCD's W19 series of signs is for warning signs relating to the end of a controlled access highway. Several states have additional signs for other types of situations not covered by the MUTCD.



MUTCD_W19-3 : Freeway ends



MUTCD_W19-4 : Expressway ends



MUTCD_W19-5 : All traffic must exit

W20 WORK ZONES

The MUTCD's W20 series of signs is for warning signs relating to work zones. These signs are typically orange background ones used for temporary situations. Several states have additional signs for other types of situations not covered by the MUTCD.



Road_Closed_Ahead_sign : Road closed ahead



MUTCD_G20-1 : Road work next 5 miles



MUTCD_G20-2 : Road work ends



MUTCD_M4-8b : End(If a road work blocked road)

W20 ROAD ENDS

The MUTCD Road Closed signs alert drivers that the road is closed, these signs are white. Several states have additional signs for other types of situations not covered by the MUTCD.



MUTCD_R11-2 : Road Closed



MUTCD_R11-4 : Road Closed to Thru Traffic

W21 ROAD WORK

The MUTCD's W21 series of signs is for warning signs relating to road work. These signs are typically orange background ones used for temporary situations. Several states have additional signs for other types of situations not covered by the MUTCD.



MUTCD_CW20-7 : Flaggers in road ahead



MUTCD_CW21-1 : Workers in road ahead



MUTCD_CW21-2 : Fresh oil on road



MUTCD_CW21-7 : Utility work in road ahead



MUTCD_CW3-4 : Be prepared to stop

W₂₃ SLOW TRAFFIC

The MUTCD's W₂₃ series of signs is for warning signs relating to slow traffic. These signs are typically orange background ones used for temporary situations. Several states have additional signs for other types of situations not covered by the MUTCD.



MUTCD_CW23-2 : New traffic pattern ahead



MUTCD_CW23-1: Slow traffic ahead

W24 LANE SHIFTS


The MUTCD's W24 series of signs is for warning signs relating to lane shifts, where traffic would be diverted slightly toward the left or right of the roadway, but the route is otherwise unchanged. These signs are typically orange background ones used for temporary situations. Several states have additional signs for other types of situations not covered by the MUTCD.



MUTCD_CW1-4bL : Traffic shift left



MUTCD_CW1-4bR : Traffic shift right



MUTCD_CW24-1aR : Double lane shift pair



MUTCD_CW24-1bR : Triple lane shift pair



MUTCD_CW24-1R : Single lane shift pair



MUTCD_CW24-1cP : All lanes

W MISC

The MUTCD does not provide signs dealing with some other road and highway situations. Many states have their own sign standards dealing with these situations. Several states have additional signs for other types of situations not covered by the MUTCD.



MUTCD-CA_SW37 : Tunnel



NYSDOT_NYW3-19 : Restrictied weight bridge (5 ton)



NYSDOT_NYW7-9 : Underpass